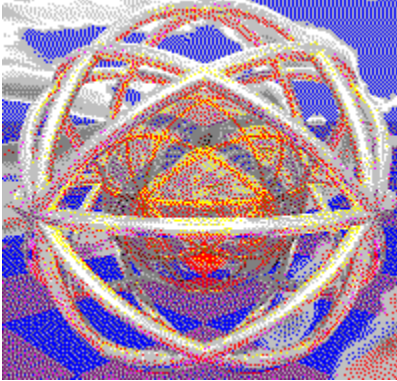


*CD ROM Paradise® presents:  
Collection 4  
"The Christopher Collection"*

**USER GUIDE**



**CONTENTS**

ASP  
CD ROM Drive Selection  
Credits  
Exit from Current Window  
Information  
Keyword Search  
OK Button  
Ombudsman  
Options  
Quit  
Shareware  
Topic Search  
Turning on Audio  
ZIP File Decompression  
ZIP File Selection  
ZIP Manual Selection

## Quitting from the Program



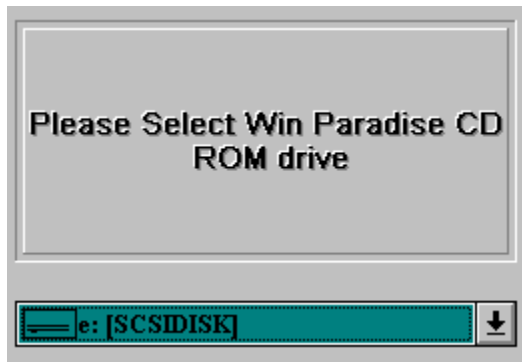
Click on the button with the red stop sign to quit the program.

## OK Button



Click on the button with the OK tick sign to confirm current selection.

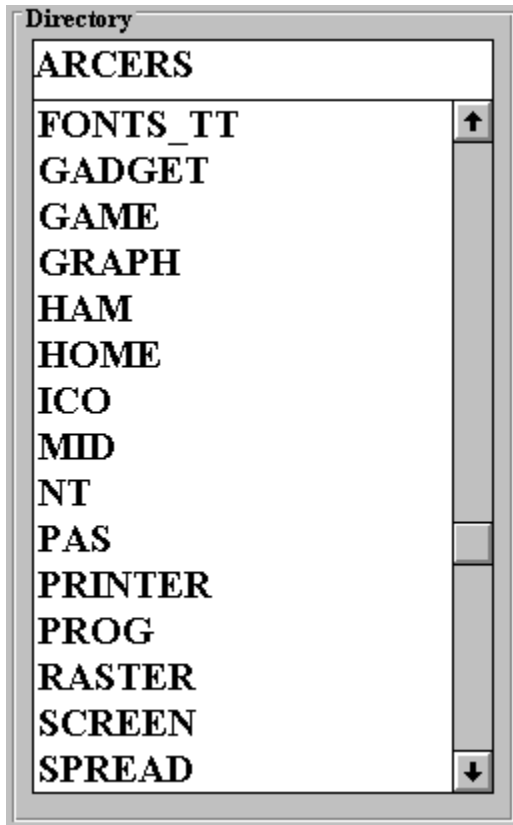
## CD ROM Drive Selection



It is normally not necessary to manually select the drive unit containing the CD ROM **Collection 4**, unless the CD ROM has not been recognised at the start of the program. If this is the case you have to select the drive containing the CD ROM **Collection 4** via the drive list control before going on. It is not possible to use the shell of CD ROM **Collection 4** without the CD ROM.

The program needs to read the disc label of the CD ROM in order to start properly, this might be important for you to know in case you want to use this program off a networked CD ROM drive.

## Topics Selection



In order to select a topic of interest you can scroll the list of the directories contained in the CD ROM *Collection 4*. Double clicking an item or hitting return on it brings on the list of the files contained in that directory. Each directory contains files related to a different topic.



This pane shows the description of the topic corresponding to the selected directory



Instead of double clicking or hitting return, it is possible to invoke the list of the files by clicking on the search button.




## Options Selection



Click on the options button from the topic selection window to enable audio warnings  
You can't select a language different from English on this version of the CD ROM **Collection 4**

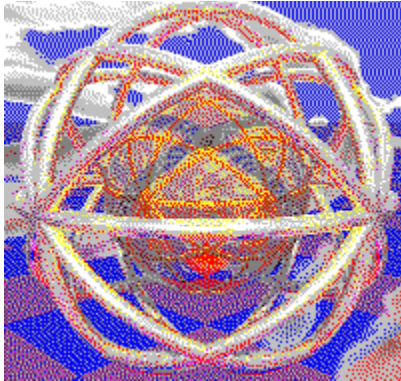
## Audio Warning Enable



Click on the ear symbol to enable audio warnings, on the ear in the red circle to disable them.



## Information



CD ROM Paradise Collection, The Game Programming CD ROM and Win Paradise are trademarks belonging to:



### **CD ROM Paradise S.r.l.**

**P.O. BOX 10177**

**20100 Milano**

**ITALY**

**tel./fax. +39-2-70603189**

**World Wide Web: <http://WWW.cdrom-paradise.com/>**

**e-mail: [cdrom-paradise@tab.com](mailto:cdrom-paradise@tab.com)**

**Collection 4 is distributed internationally by:**

**MIND LOGIC**

**5508 Guadalupe Court,**

**Concord,**

**California 94521-2447**

**USA**

**tel. (510) 673-0101**

**fax. (510) 673-0103**

**WEB: <http://www.xmission.com/~wwwads/mind/logic.html>**

**e-mail: [jdulaney@crl.com](mailto:jdulaney@crl.com)**

**FTP site: [ftp.crl.com](ftp:crl.com) catalog contained in the file: [users/jd/jdulaney/c.zip](ftp://users/jd/jdulaney/c.zip)**

## ZIP Files Manual Selection



A manual ZIP file selection dialog has been added for user convenience, in order to allow to expand ZIP files from other drives as well as from off the CD ROM, and to expand ZIP files which contain nested ZIP files. Do not attempt to expand or view ZIP archives containig more than about 1000 files.

## Selecting ZIP Files from the Topic File List


AVIPLA.ZIP	Dll with C++ Source To Show Avi File	↑
BC31P3.ZIP	Patch for Borland C++ V.3.1 Object B	
BOXES.ZIP	Box Drawing Program with C Source	
BUTTON12.ZIP	Buttons! V1.2: Helps Design Bwcc Sty	
BUTTON3D.ZIP	Dll E .H for 3D-Buttons	
BWCC103.ZIP	Bwcc.Dll with .H - Update	
CALCLK10.ZIP	Calclock 1.0 - Clock Program with C	
CDBW.ZIP	Cdbw Multi-Key Isam Library with C++	
CDRAW.ZIP	Eps File Viewer with C Source Code	
CLIKBR15.ZIP	Custom Control Toolbar	↓

You can show the topic file list by clicking on the search button from the topic selection window. Scrolling the file list allows to select a file by double clicking or hitting return on a list item, invoking the ZIP file manipulation window.



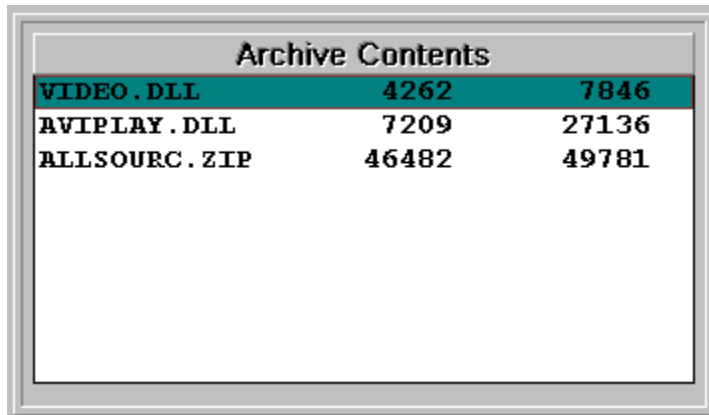
Instead of double clicking or hitting return, you can invoke the ZIP file manipulation window by clicking on the view button. If the selected file is an AVI animation and not a ZIP, if the Video for Windows runtime has been installed, the animation file is played by invoking the multimedia player.

## Exit from Current Window



Click on the open door button to leave current window and return to the previous one, otherwise, if you prefer you can use the escape button.

## ZIP Files Manipulation Window



Archive Contents		
<b>VIDEO . DLL</b>	<b>4262</b>	<b>7846</b>
<b>AVIPLAY . DLL</b>	<b>7209</b>	<b>27136</b>
<b>ALLSOURC . ZIP</b>	<b>46482</b>	<b>49781</b>

The contents pane allows to scroll the list of the files contained inside the compressed ZIP archive contents list displays archive contents and dimensions of each file in compressed and expanded format. Double clicking on a filename or hitting enter on it decompresses the selected file and invokes the basic Windows system applets suitable for the display of the file. Terminating the applet deletes the temporarily file. List selected files are expanded and shown only if there is enough free disk space on drive C: .

Invoked applets are Paintbrush, Write, Notepad and Multimedia Player.

Multimedia drivers must have been installed properly for Multimedia Player to operate correctly.

If you need to create a new directory, do so by invoking the Directory Creation option from the menu, you will be presented a window which allows you to navigate the current destination disk and choose the name of a new directory. CD ROM Paradise's improved CD ROM Search program is capable to view and expand ZIP files containing sub-directories. Our CD Search program is limited to ZIP archives containing no more than about 1000 files.

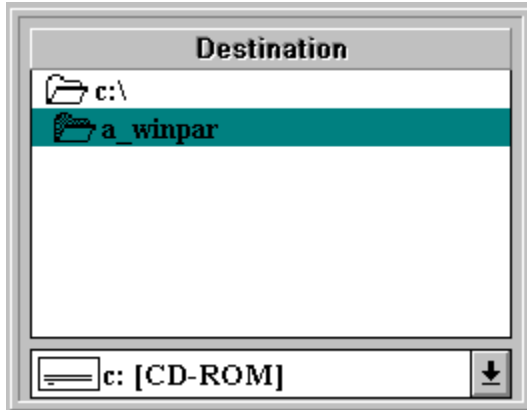
## ZIP Internal File Data

ARCHIVER.EX

79235 92964 11-16-92

This pane shows the selected file length both in compressed and expanded form, along with its internal date.

## Destination



This pane allow the use to select the destination drive and directory into which the currently selected ZIP file will be copied or expanded.

## Number of Files inside ZIPArchive

<b>Files number</b> 3
--------------------------

This pane shows the number of files contained inside the ZIP compressed archive.



## ZIP Archive Length

<b>ZIP File Length</b> 58586
---------------------------------

This pane shows the length of the currently selected ZIP archive

## Data ZIP

Archive Date
09/02/93 21.55.10

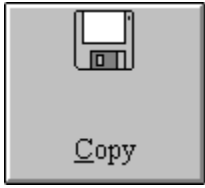
This pane shows the external date of the currently selected Zip archive.  
The date usually matches the date of the most recent file contained inside the compressed ZIP archive

## Total Length in Expanded Form

<b>Expanded Len.</b> 449435
--------------------------------


This pane shows the total disk space required by the decompressed ZIP archive contents

## ZIP Copy



Click this button to copy the currently displayed ZIP file into the drive and directory selected in the destination pane without expanding it.

## ZIP Expansion



Click on this button to expand the currently shown ZIP archive contents into the drive and directory selected in the destination pane. Before expanding the file the program checks if there is enough disk space available on the target volume. We suggest that you do not expand a file to a disk unit unless you have at least 128 K more than the required space.

## CREDITS

People who helped to prepare this CD ROM

**Sergio Gervasini** - CLESSIDRA - +39-2-33603932

**Luca Pinotti** - INFOMED - +39-2-76000382

**Walter Mascarin** - CYBERSPACE CONNECTION - +39-2-95350252

### Programmers

Carlo De Cristofaro

Michele Fadda

### Beta testers

Giovanni Fuganti

Sergio Gervasini

Luca Pinotti

Michele Fadda

Walter Mascarin

### Computer Graphics and Audiovisual Material

Michele Fadda

## Shareware, ASP, ASP Ombudsman

The files in CD ROM Paradise Collection belong to various categories: some are demo for commercial products, some are **Shareware**, others are Public Domain.

Please note that, although you may own this disk, you don't own the programs recorded on it. The price you pay for the disk covers our expenses for production, marketing, interface program and distribution of the disk, not for the programs contained in it.

Most of the programs in this CD ROM are **Shareware**: this means that the authors give you the chance to try their software for a variable period of time. At the end of this period you are expected to buy the program directly from the author (this process is called REGISTRATION) or stop using it. **Shareware** is NOT free software, but a distribution method.

The notation "**ASP**" indicates that the program complies with the standards of the **Association of Shareware Professionals**.

**CD ROM Paradise Srl** is an approved vendor and associate member of the **ASP**. **ASP** wants to make sure that the shareware principle works for you. If you are unable to resolve a shareware-related problem with an **ASP** member by contacting the member directly, **ASP** may be able to help. The **ASP Ombudsman** can help you to resolve a dispute or problem with an **ASP** member, but does not provide technical support for member's products. Please write to the **ASP Ombudsman** at 545 Grover Road, Muskegon MI 49442-9427 USA, FAX +1-616-788-2765 or send a CompuServe Mail Message to **ASP Ombudsman** 70007,3536.

**Shareware** is an exciting marketing method which allows you to try top-quality software before you pay the author. With **Shareware**, you cannot be disappointed spending money on a program that's not right for you. The price you pay for this CD ROM covers only the duplication and distribution costs, and permits you to evaluate the program. If you continue to use the program, you must send the author an additional payment which may entitle you to technical support, printed manual, bonus programs and more. **Your payment supports the authors, enabling them to continue writing newer and better Shareware programs.**

You should check the text files with each program, to see what the conditions of each licence are.

If you have a shareware program, you'd like to see included in the next edition of our collection, send it to CD ROM Paradise Srl. We can't assure you that we'll insert your file, but we'll try to satisfy any request. Contact us for negotiation of conditions if you would like to see included a commercial demonstration of your commercial software or services.

We can't return any material (disk and/or paper) received.

On the other hand, if you are the author of any files we included on this CD ROM, and you'd like to see your files removed, let us know, and we'll do it in the next edition.

## Keyword Search

Keyword search allows to find any file which description contains the word you are searching for. Non significant words or just words used too often are not shown, because this would hinder the search, only "useful" words are shown. For instance, the word "program" is not included, because you can expect to find quite a lot too many files matching that description, "keyboard", on the contrary, is a perfectly valid and searchable word, "the" of course is not a searchable word, and so on.



By clicking on this icon you'll activate the keyword search window

Search for:	Occurency:
2d	2

Select the word you are looking for from the scrollable list on the left, or enter it inside the user input box on the lower right. You will be presented a list of files matching your search, which you can select and zoom into. You will also see how many times it was found on the lower right pane marked "occurency".



